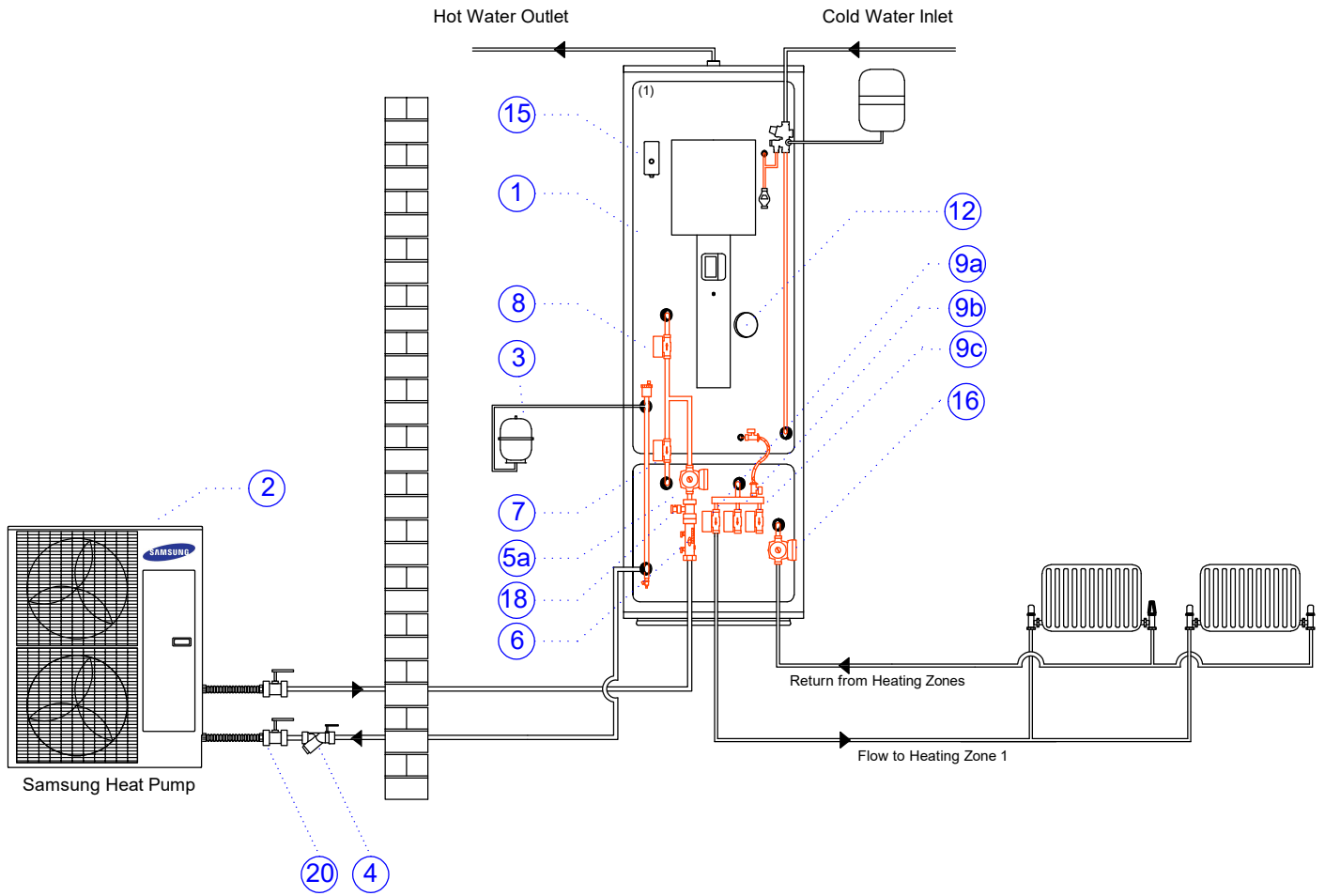


Smartplumb High Gain DHW / Buffer Cylinder



— Preplumbed Pipework
 — Pipework to be installed by Installer

- | | | |
|--|--|---------------------------------------|
| ① Joule Smartplumb DHW/ Buffer Cylinder | ⑧ 28mm DHW 2 Port Zone Valve | ⑭ Buffer Tank Stat (Where applicable) |
| ② Samsung Heat Pump | ⑨a 22mm 2 Port Zone Valve Heating Zone 1 | ⑮ DHW High Limit Stat |
| ③ Heating Expansion Vessel (Not Supplied) | ⑨b 22mm 2 Port Zone Valve Heating Zone 2 | ⑯ Heating Zone Circulating Pump |
| ④ 28mm Y-Strainer | ⑨c 22mm 2 Port Zone Valve Heating Zone 3 | ⑰ UFH Circulation Pump |
| ⑤a Primary Pump Flow from Heat Pump | ⑩ DHW Heat Pump Stat Pocket | ⑱ Samsung Heat Pump Flow Switch |
| ⑤b Primary Pump Return to Heat Pump (Where Required) | ⑪ Solar Probe Stat Pocket (Where applicable) | ⑲ 2 Pole 20A NO Relay |
| ⑥ Flow Regulator / Flush and Fill Unit | ⑫ DHW Immersion | ⑳ Isolation Valves |
| ⑦ 28mm Buffer 2 Port Zone Valve | ⑬ Buffer Tank Immersion (Where applicable) | ㉑ ELCB |
| | | ㉒ Automatic Bypass Valve |

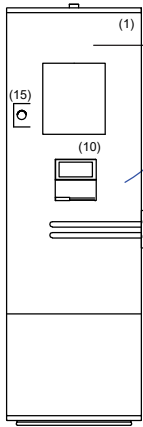
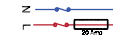
Notes: All systems should be installed by a fully qualified engineer.
 All systems should be installed in accordance with Building Regulations.
 The minimum flow rate required is 16L per minute
 The system should be power flushed for a minimum period of 1 hour to remove air.

CHKD: JL	DATE: 18/08/2021	CUSTOMER:	
DRN: JL	DATE: 18/08/2021	INTERNAL CODE: PP_ASHP_SP_1RAD_M	
APP'D: JL	DATE: 18/08/2021	SCALE:	REV.: 00

Samsung Gen 6 Heat Pump
 Smartplumb 2 Zone_1RAD_1DHW

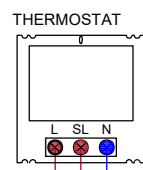
joule
 manufacturing excellence

230 VAC - 50Hz



PRIMARY CIRCULATING PUMP

SECONDARY CIRCULATING PUMP



Wiring inside broken line is prewired

Checklist for on site installer;	<input checked="" type="checkbox"/>
Flow Switch fitted in horizontal pipework with 150mm horizontal pipe on each side	<input type="checkbox"/>
Flow Switch connected to Samsung PCB Board	<input type="checkbox"/>
2 Core 0.75mm ² Shielded cable fitted between Heat Pump and Samsung PCB board	<input type="checkbox"/>
3 Core Supply 6mm ² cable supply to Heat Pump	<input type="checkbox"/>
3 Core Supply 6mm ² cable supply to Samsung PCB Board	<input type="checkbox"/>
DHW Blue Sensor Cable fitted in cylinder pocket and connected to Samsung PCB Board	<input type="checkbox"/>
Samsung PCB Board located beside DHW Cylinder	<input type="checkbox"/>

CHKD: JL	DATE: 18/08/2021	CUSTOMER:
DRN: JL	DATE: 18/08/2021	INTERNAL CODE: PP_ASHP_SP_1RAD_E
APP'D: JL	DATE: 18/08/2021	SCALE: N/A
		REV.: 00

TITLE:

Samsung Gen 6 Heat Pump
Smartplumb 2 Zone
1RAD_1DHW

