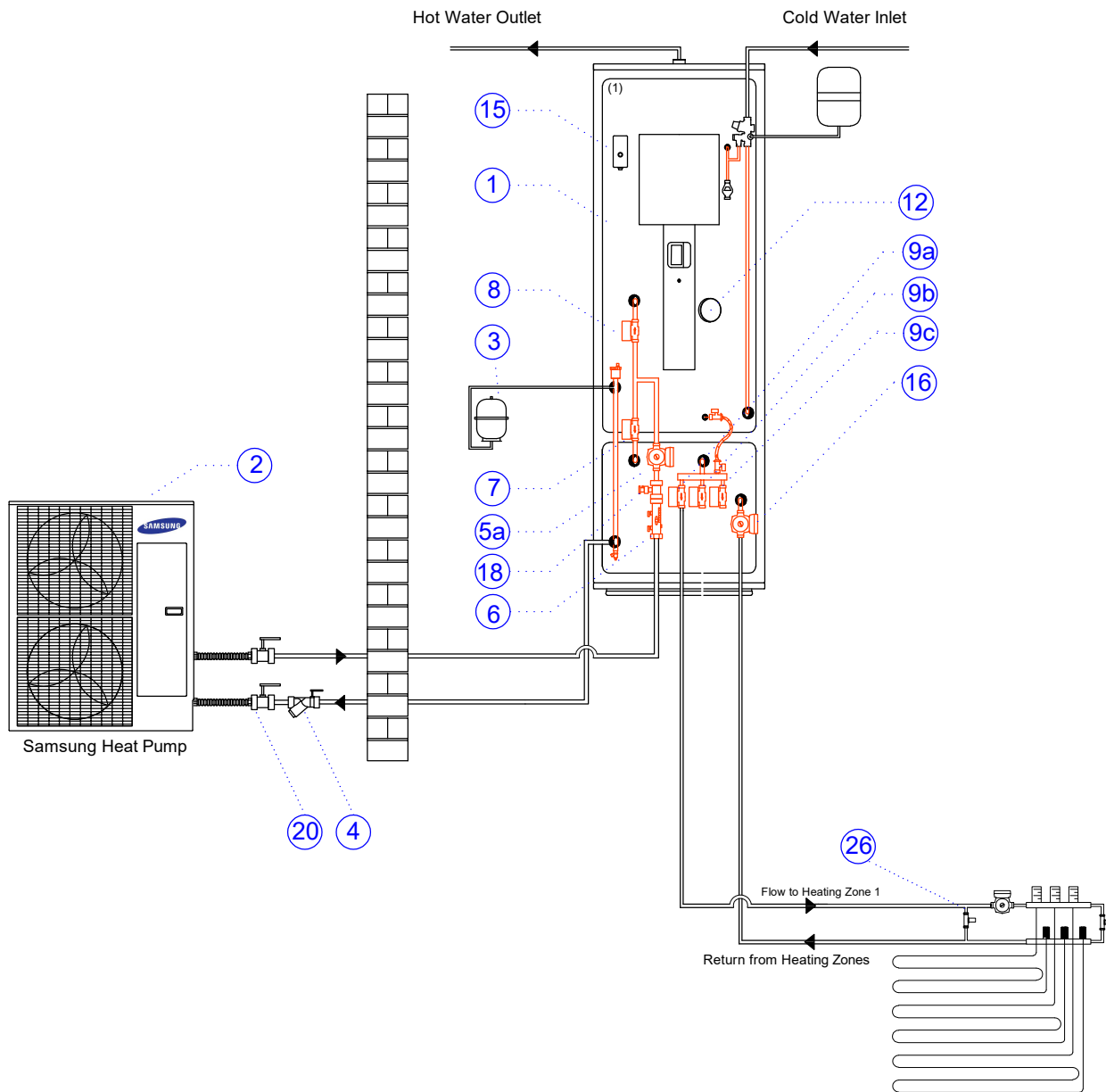


Smartplumb High Gain DHW / Buffer Cylinder



— Preplumbed Pipework

— Pipework to be installed by Installer

- | | | |
|--|--|---------------------------------------|
| ① Joule Smartplumb DHW/ Buffer Cylinder | ⑧ 28mm DHW 2 Port Zone Valve | ⑭ Buffer Tank Stat (Where applicable) |
| ② Samsung Heat Pump | ⑨a 22mm 2 Port Zone Valve Heating Zone 1 | ⑮ DHW High Limit Stat |
| ③ Heating Expansion Vessel (Not Supplied) | ⑨b 22mm 2 Port Zone Valve Heating Zone 2 | ⑯ Heating Zone Circulating Pump |
| ④ 28mm Y-Strainer | ⑨c 22mm 2 Port Zone Valve Heating Zone 3 | ⑰ UFH Circulation Pump |
| ⑤a Primary Pump Flow from Heat Pump | ⑩ DHW Heat Pump Stat Pocket | ⑱ Samsung Heat Pump Flow Switch |
| ⑤b Primary Pump Return to Heat Pump (Where Required) | ⑪ Solar Probe Stat Pocket (Where applicable) | ⑲ 2 Pole 20A NO Relay |
| ⑥ Flow Regulator / Flush and Fill Unit | ⑫ DHW Immersion | ⑳ Isolation Valves |
| ⑦ 28mm Buffer 2 Port Zone Valve | ⑬ Buffer Tank Immersion (Where applicable) | ㉑ ELCB |
| | | ㉒ Automatic Bypass Valve |

Notes: All systems should be installed by a fully qualified engineer.

All systems should be installed in accordance with Building Regulations.

The minimum flow rate required is 16L per minute

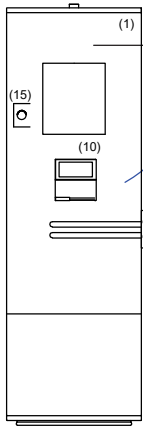
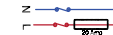
The system should be power flushed for a minimum period of 1 hour to remove air.

CHKD: DN	DATE: 03/03/2020	CUSTOMER:	
DRN: DN	DATE: 03/03/2020	INTERNAL CODE: PP_ASHP_SP_1UFH_M	
APP'D: DN	DATE: 03/03/2020	SCALE:	REV.: 00

Samsung Gen 6 Heat Pump
Smartplumb 2 Zone
1UFH_1DHW

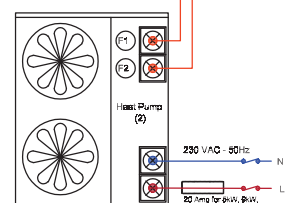
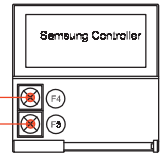
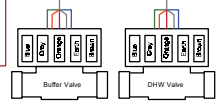
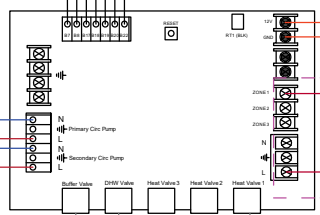
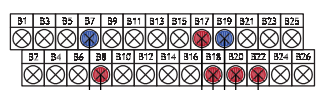
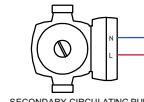
joule
manufacturing excellence

230 VAC - 50Hz

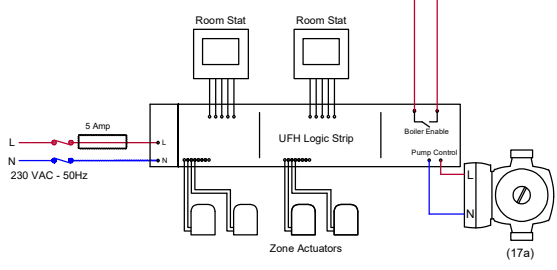


PRIMARY CIRCULATING PUMP

SECONDARY CIRCULATING PUMP



Checklist for on site installer;	<input checked="" type="checkbox"/>
Flow Switch fitted in horizontal pipework with 150mm horizontal pipe on each side	<input type="checkbox"/>
Flow Switch connected to Samsung PCB Board	<input type="checkbox"/>
2 Core 0.75mm2 Shielded cable fitted between Heat Pump and Samsung PCB board	<input type="checkbox"/>
3 Core Supply 6mm2 cable supply to Heat Pump	<input type="checkbox"/>
3 Core Supply 6mm2 cable supply to Samsung PCB Board	<input type="checkbox"/>
DHW Blue Sensor Cable fitted in cylinder pocket and connected to Samsung PCB Board	<input type="checkbox"/>
Samsung PCB Board located beside DHW Cylinder	<input type="checkbox"/>



CHKD:	DATE:	CUSTOMER:	TITLE:
JL	18/08/2021		
DRN:	DATE:	INTERNAL CODE:	
JL	18/08/2021	PP_ASHP_SP_1UFH_E	
APP'D:	DATE:	SCALE:	REV.:
JL	18/08/2021	N/A	00

Samsung Gen 6 Heat Pump
Smartplumb 2 Zone
1UFH_1DHW

