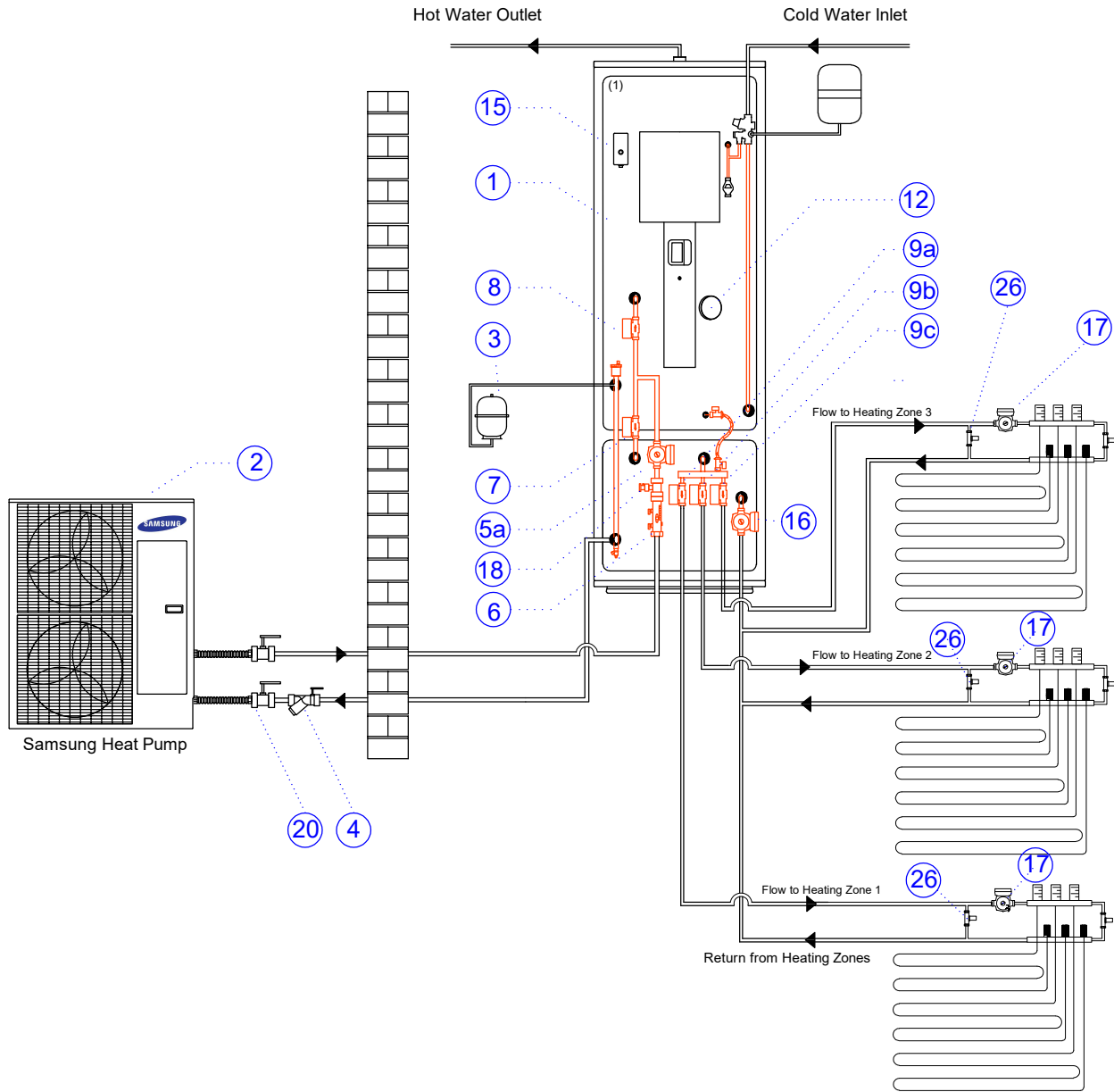


## Smartplumb High Gain DHW / Buffer Cylinder



- |  |  |                                       |
|--|--|---------------------------------------|
| ① Joule Smartplumb DHW/ Buffer Cylinder              | ⑧ 28mm DHW 2 Port Zone Valve                 | ⑭ Buffer Tank Stat (Where applicable) |
| ② Samsung Heat Pump                                  | ⑨a 22mm 2 Port Zone Valve Heating Zone 1     | ⑮ DHW High Limit Stat                 |
| ③ Heating Expansion Vessel (Not Supplied)            | ⑨b 22mm 2 Port Zone Valve Heating Zone 2     | ⑯ Heating Zone Circulating Pump       |
| ④ 28mm Y-Strainer                                    | ⑨c 22mm 2 Port Zone Valve Heating Zone 3     | ⑰ UFH Circulation Pump                |
| ⑤a Primary Pump Flow from Heat Pump                  | ⑩ DHW Heat Pump Stat Pocket                  | ⑱ 2 Pole 20A NO Relay                 |
| ⑤b Primary Pump Return to Heat Pump (Where Required) | ⑪ Solar Probe Stat Pocket (Where applicable) | ⑳ Isolation Valves                    |
| ⑥ Flow Regulator / Flush and Fill Unit               | ⑫ DHW Immersion                              | ㉑ ELCB                                |
| ⑦ 28mm Buffer 2 Port Zone Valve                      | ⑬ Buffer Tank Immersion (Where applicable)   | ㉒ Automatic Bypass Valve              |

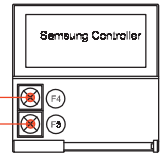
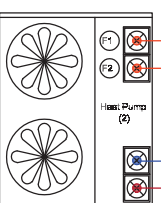
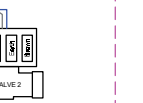
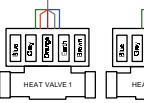
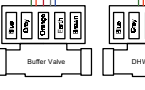
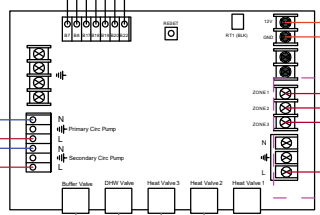
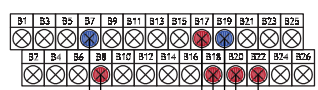
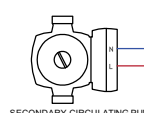
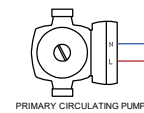
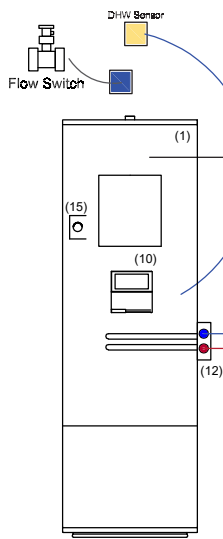
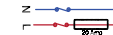
Notes: All systems should be installed by a fully qualified engineer.  
 All systems should be installed in accordance with Building Regulations.  
 The minimum flow rate required is 16L per minute  
 The system should be power flushed for a minimum period of 1 hour to remove air.

CHKD: DN	DATE: 03/03/2020	CUSTOMER:	
DRN: DN	DATE: 03/03/2020	INTERNAL CODE: PP_ASHP_SP_3UFH_M	
APP'D: DN	DATE: 03/03/2020	SCALE:	REV.: 00

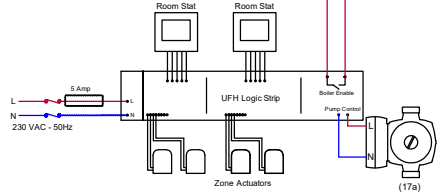
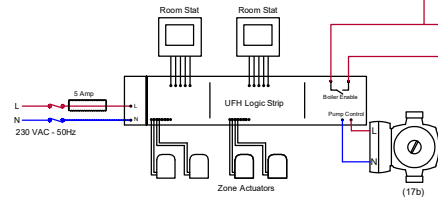
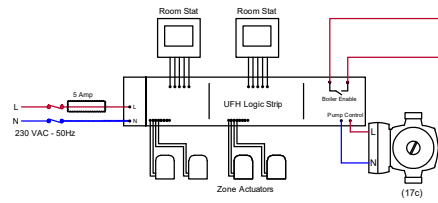
Samsung Gen 6 Heat Pump  
 Smartplumb 4 Zone  
 3UFH\_1DHW

joule  
 manufacturing excellence

230 VAC - 50Hz



Checklist for on site installer;	<input checked="" type="checkbox"/>
Flow Switch fitted in horizontal pipework with 150mm horizontal pipe on each side	<input type="checkbox"/>
Flow Switch connected to Samsung PCB Board	<input type="checkbox"/>
2 Core 0.75mm <sup>2</sup> Shielded cable fitted between Heat Pump and Samsung PCB board	<input type="checkbox"/>
3 Core Supply 6mm <sup>2</sup> cable supply to Heat Pump	<input type="checkbox"/>
3 Core Supply 6mm <sup>2</sup> cable supply to Samsung PCB Board	<input type="checkbox"/>
DHW Blue Sensor Cable fitted in cylinder pocket and connected to Samsung PCB Board	<input type="checkbox"/>
Samsung PCB Board located beside DHW Cylinder	<input type="checkbox"/>



CHKD: JL	DATE: 18/08/2021	CUSTOMER:	
DRN: JL	DATE: 18/08/2021	INTERNAL CODE: PP_ASHP_SP_3UFH_E	
APP'D: JL	DATE: 18/08/2021	SCALE: N/A	REV.: 00

TITLE:

Samsung Gen 6 Heat Pump  
Smartplumb 4 Zone  
3UFH\_1DHW

