

**SAMSUNG ASHP WITH KODIAK DHW WITH 3 HEATING ZONE 3 RADS**

Front View of Unit & Cylinder

NOTES

POWER SUPPLY

- All electrical wiring must be carried out by a competent installer and be installed in accordance with current local Wiring Regulations.

PROTECTIVE EARTH

- All pre-installed components are earthed. The integrity of a protective earth system relies on its primary connection. It is the installers responsibility to ensure the rear of the MIM casing is earthed, therefore providing a protective earth connection to all system components.

COMMUNICATION CABLE

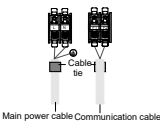
- The communication cable carries the signal between the outdoor unit and the MIM casing.
- Use a two-core cable connect the terminals F1 & F2 of the outdoor unit to the terminals F1 & F2 of the MIM casing.

FLOW SENSOR

- The flow sensor is a 4 pin push fit connector that connects to the MIM casing on the connection labelled 'CNS057'.
- The flow sensor cable is 2 meters in length. This can be extended however it is essential that the inner cable core colours are matched end to end.

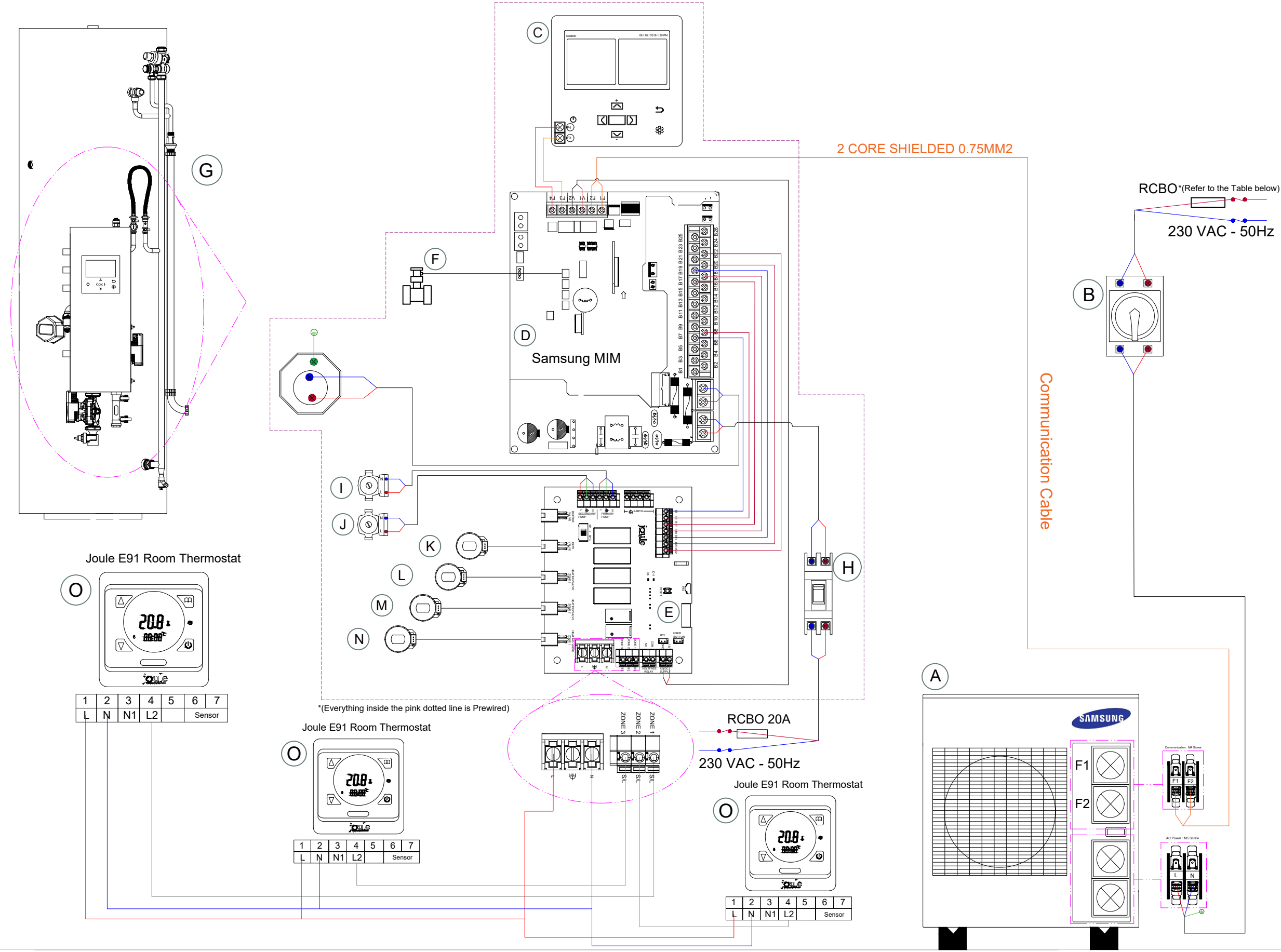
IMPORTANT

- Applying a 230V switched live to the terminal 'Zone 1' S/L will activate 'Heating Zone Valve 1'.
- All external controls are 230V AC Connections
- You should connect the power cable into the power cable terminal and fasten it with a clamp like shown below




- To protect the product from water and possible shock, you should keep the power cable and the connection cord of the control kit and outdoor units within ducts. (with appropriate IP rating and material selection for your application)
- Ensure that main supply connection is made through a switch that disconnects all poles, with contact gap of a least 3 mm.
- Devices disconnected from the power supply should be completely disconnected in the condition of overvoltage category.
- Keep distances of 50mm or more between power cable and communication cable.

ITEM NO.	DESCRIPTION
A	SAMSUNG OUTDOOR UNIT
B	ISOLATION SWITCH
C	SAMSUNG CONTROL UNIT
D	SAMSUNG MIM BOARD
E	KODIAK PCB BOARD
F	FLOW SENSOR
G	KODIAK PREPLUMB CYLINDER
H	30 A ELCB
I	PRIMARY CIRCULATING PUMP
J	SECONDARY HEATING RETURN PUMP
K	DHW VALVE
L	HEATING ZONE VALVE 1
M	HEATING ZONE VALVE 2
N	HEATING ZONE VALVE 3
O	JOULE E91 ROOM STAT



SAMSUNG ASHP WITH KODIAK DHW WITH 3 ZONE (3 RAD S)

Front View of Unit & Cylinder



POWER CABLE SPECIFICATIONS			
OUTDOOR UNIT	RATED		MCA RECOMMENDED CIRCUIT AMPS
	Hz	VOLTS	
HHSM-G600005-1	50	220-240	20.0 A
HHSM-G600008-1	50	220-240	20.0 A
HHSM-G600012-1	50	220-240	32.0 A
HHSM-G600016-1	50	220-240	32.0 A